


Male die Dächer so an: der = blau die = rot das = grün

Schneide das Obst aus! Klebe es in das richtige Haus!

der

die


das




der Pfirsich



die Zwetschke



die Traube



die Orange




die Kirsche



die Banane



die Erdbeere





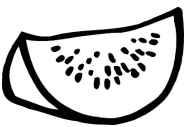

der Apfel

Male die Dächer so an: der = blau die = rot das = grün

Schneide das Obst aus! Klebe es in das richtige Haus!


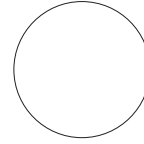

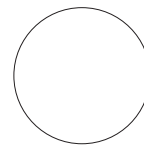





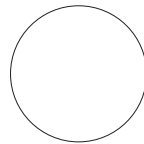

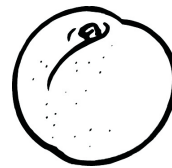
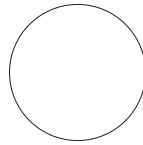


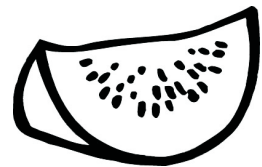
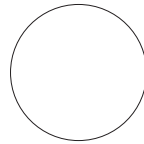

<p>der</p>	<p>die</p>	<p>das</p>
------------	------------	------------

✂

 <p>die Ananas</p>	 <p>die Birne</p>
 <p>die Melone</p>	 <p>das Obst</p>

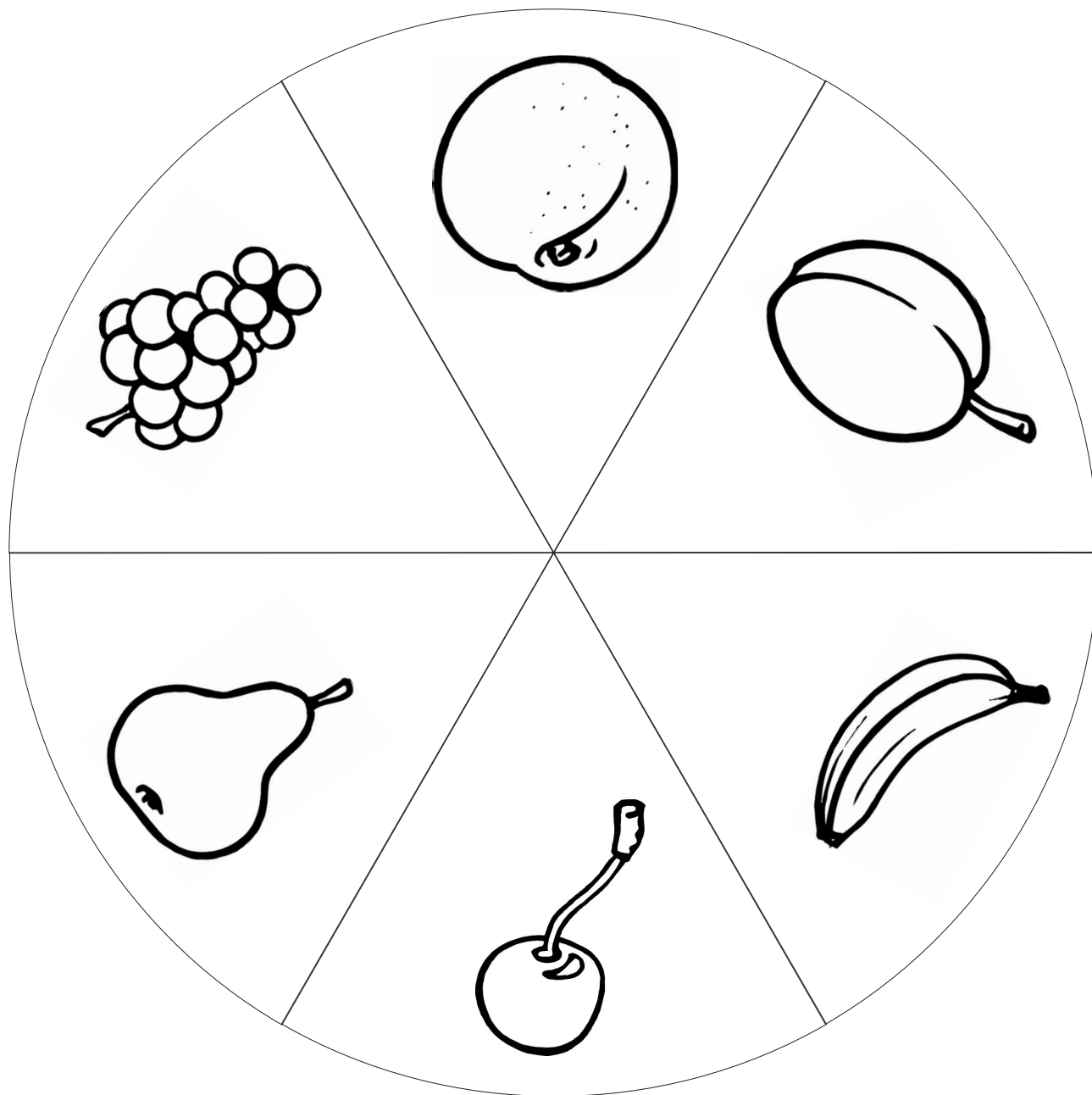
Male die Kreise in der richtigen Artikelfarbe (Begleiterfarbe) an!

der = blau die = rot das = grün


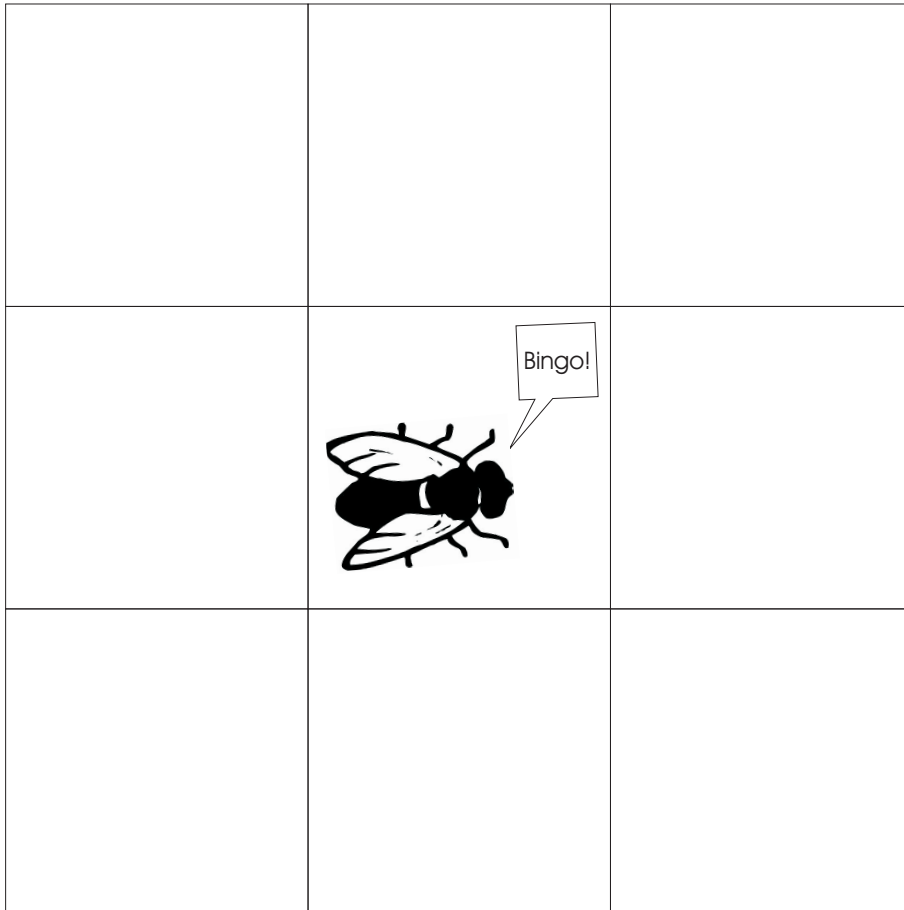


Drehscheibe: Tiere

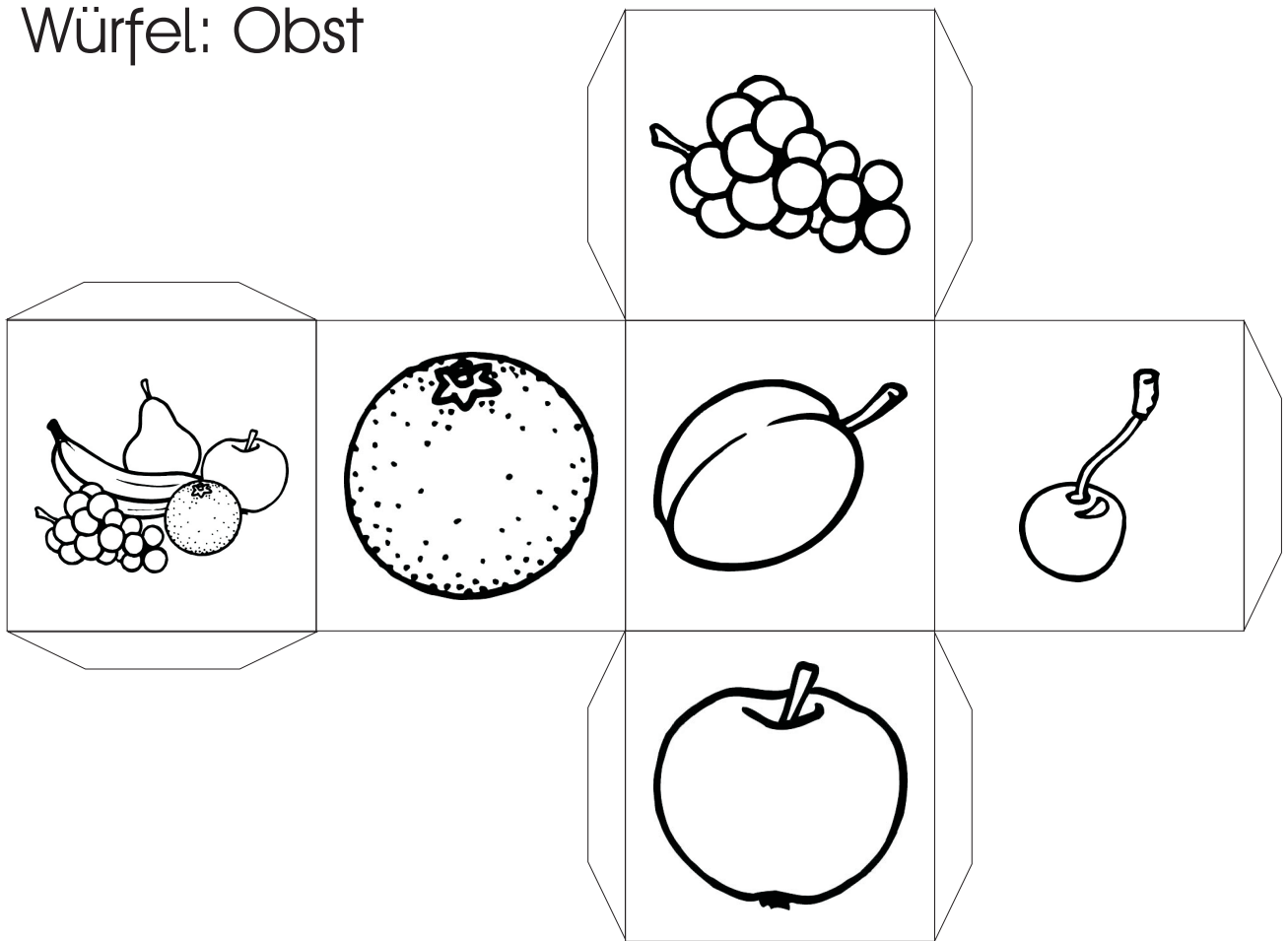
Auf Pappe kopieren, möglichst auf DIN A3 vergrößern
durch die Scheiben- und Pfeilmitte ein Loch bohren und mit einer Musterklammer
locker verbinden, sodass sich der Pfeil leicht drehen lässt.




Bingo mit Obst




Würfel: Obst






Würfel: Obst


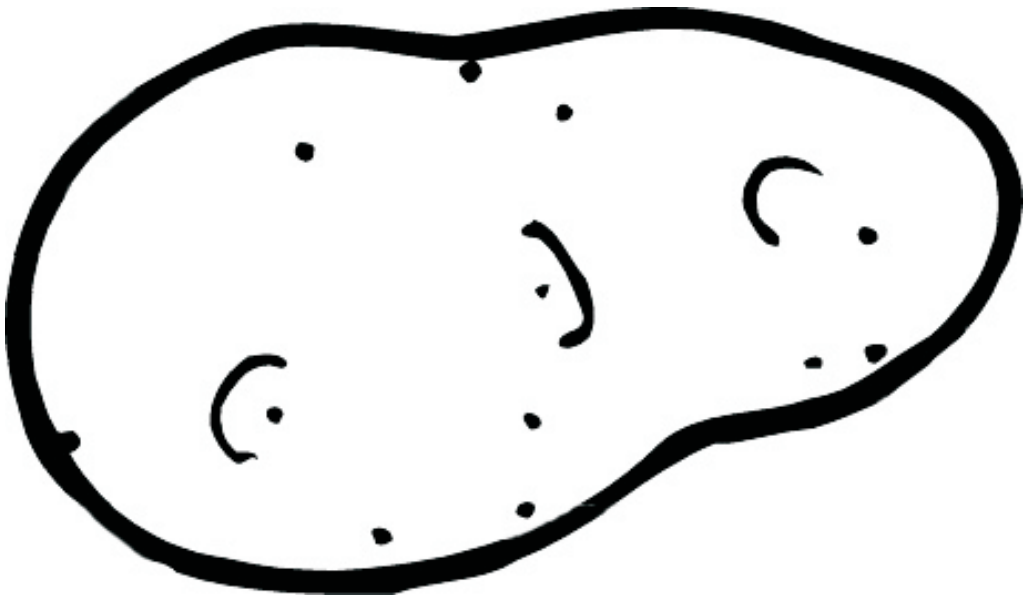



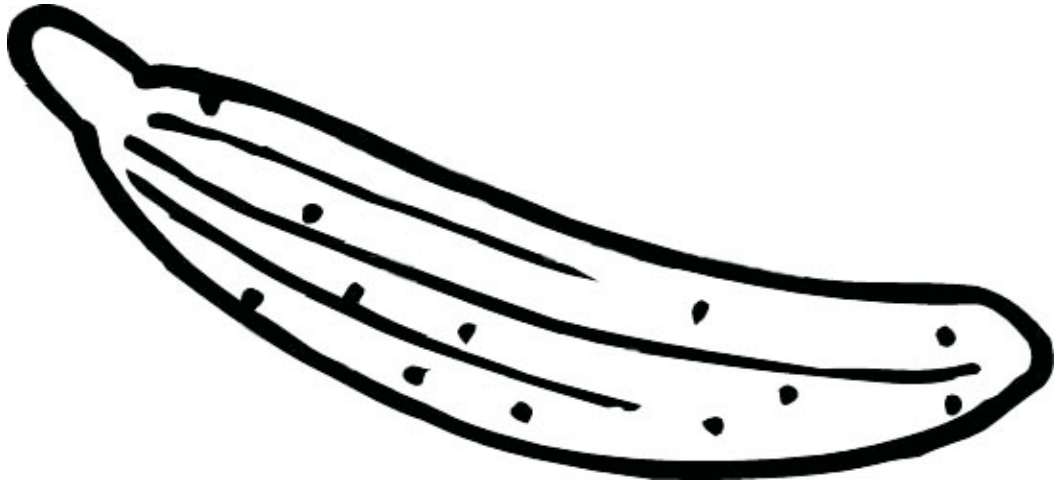



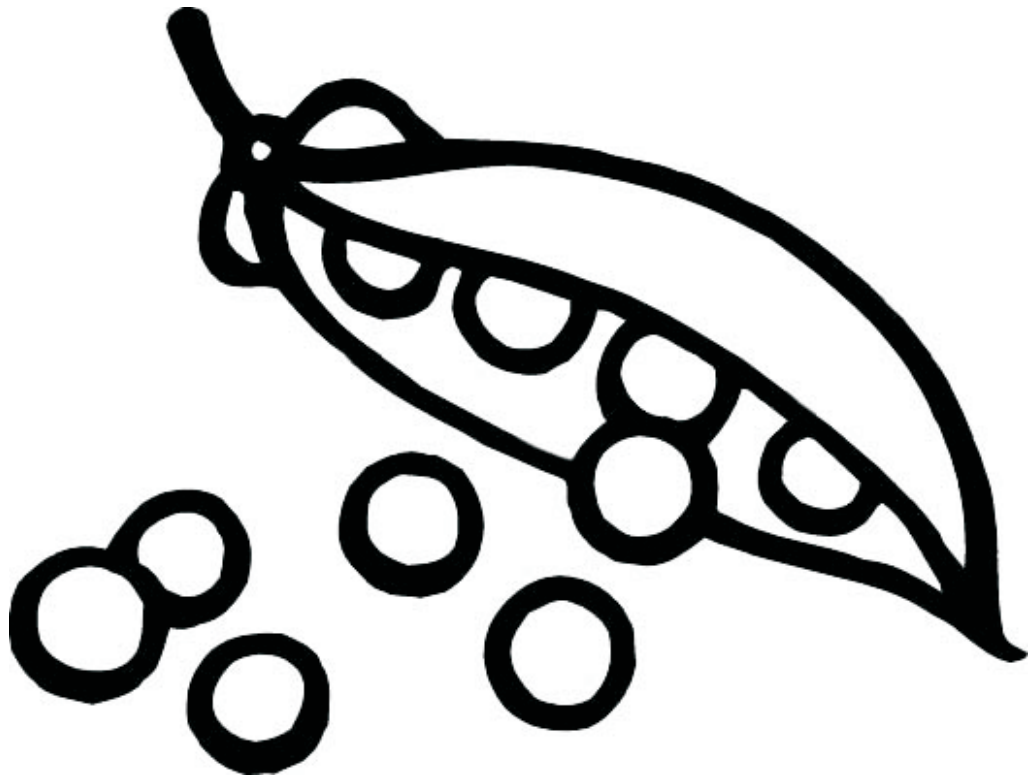















Male die Dächer so an: der = blau die = rot das = grün

Schneide das Gemüse aus! Klebe es in das richtige Haus!


der

die

das



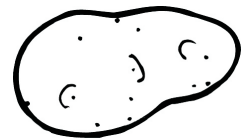
der Karfiol



die Gurke




die Tomate



die Kartoffel




die Paprika



die Karotte



die Erbse









der Knoblauch

Male die Dächer so an: der = blau die = rot das = grün

Schneide das Gemüse aus! Klebe es in das richtige Haus!

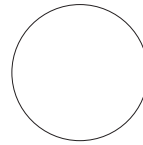



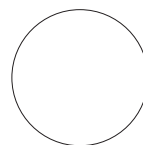











der	die	das



 der Paprika	 der Mais	 die Bohnschote
 der Kürbis	 das Radleschen	 das Gemüse

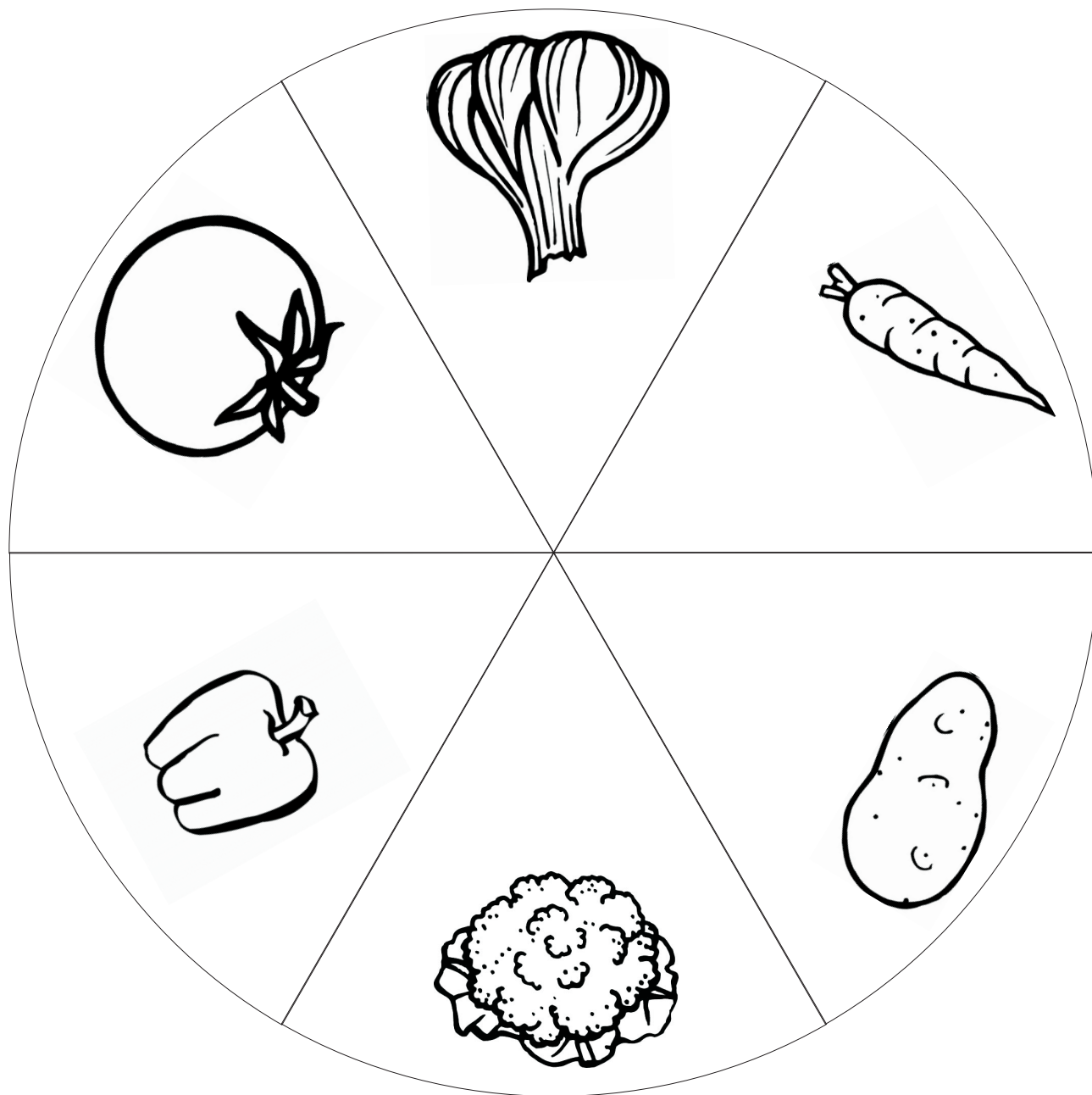
Male die Kreise in der richtigen Artikelfarbe (Begleiterfarbe) an!

der = blau die = rot das = grün





Drehscheibe: Gemüse:


Auf Pappe kopieren, möglichst auf DIN A3 vergrößern
durch die Scheiben- und Pfeilmitte ein Loch bohren und mit einer Musterklammer
locker verbinden, sodass sich der Pfeil leicht drehen lässt.




Bingo mit Gemüse




Würfel: Gemüse





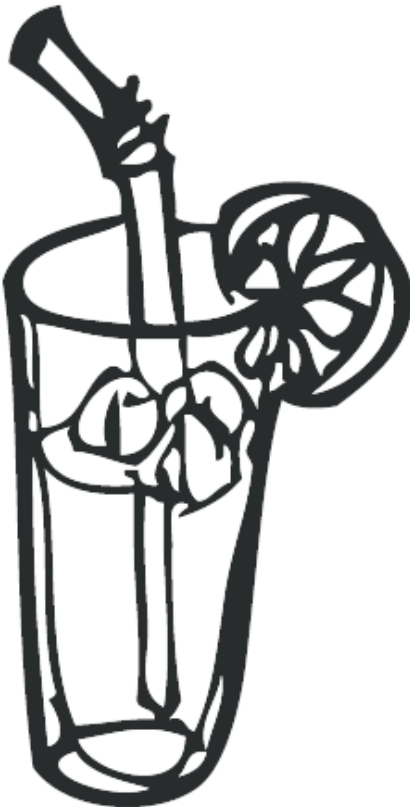
Würfel: Gemüse














Male die Dächer so an: der = blau die = rot das = grün

Schneide die Getränke aus! Klebe es in das richtige Haus!

der

die

das



der Apfelsaft



die Milch



der Tee



das Mineralwasser



der Orangensaft



der Eistee













das Wasser



der Kaffee

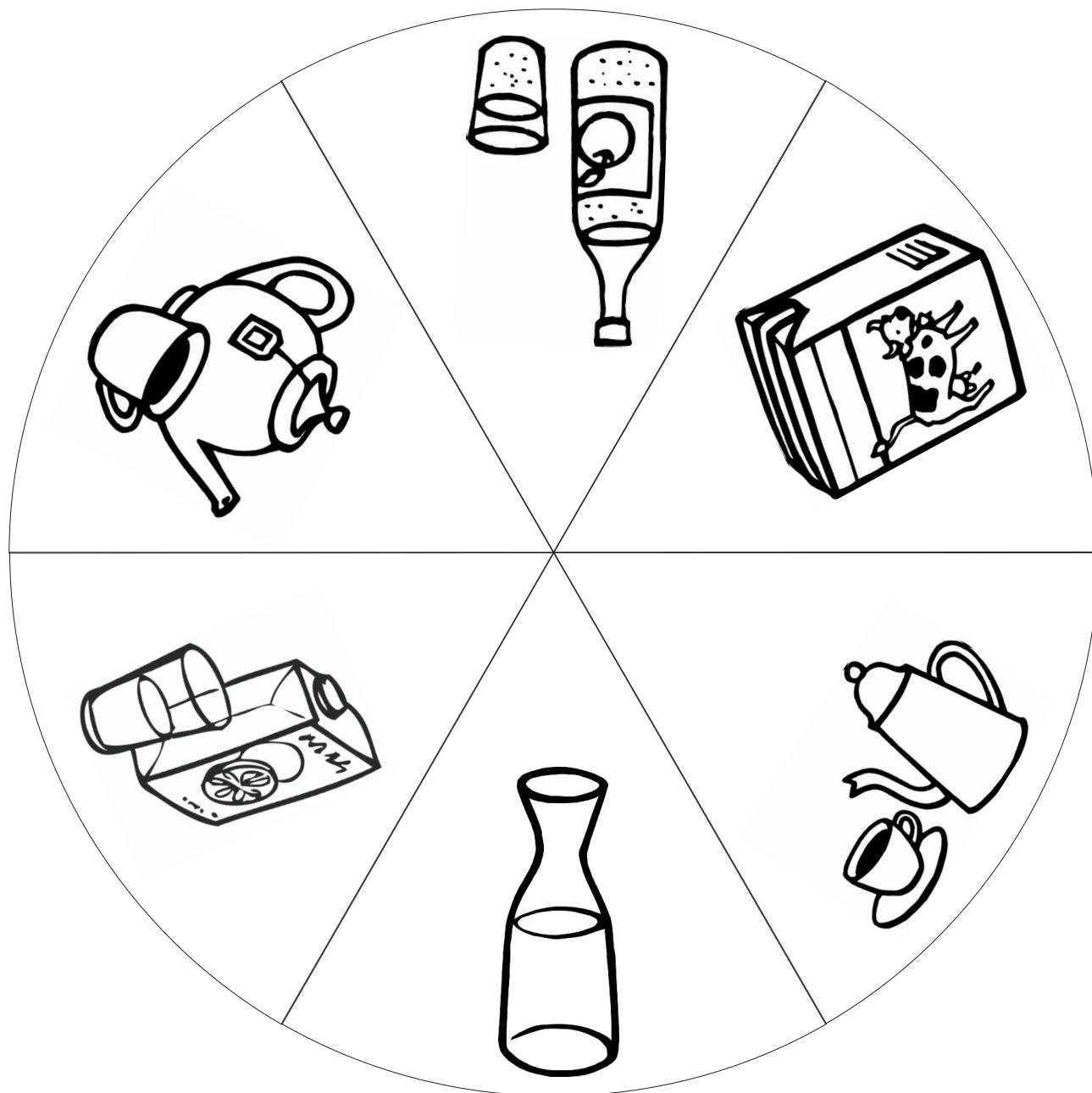
Male die Kreise in der richtigen Artikelfarbe (Begleiterfarbe) an!

der = blau die = rot das = grün




Drehscheibe: Getränke:

Auf Pappe kopieren, möglichst auf DIN A3 vergrößern
durch die Scheiben- und Pfeilmitte ein Loch bohren und mit einer Musterklammer
locker verbinden, sodass sich der Pfeil leicht drehen lässt.




Bingo mit Getränken



Würfel: Getränke




Würfel: Getränke




Memory

- Bilder 2x auf festes Papier oder Pappe kopieren (evt. vergrößern), ausschneiden
- Beim Memoryspiel nach den bekannten Regeln darauf achten, dass die Nomen immer mit Artikel genannt werden!



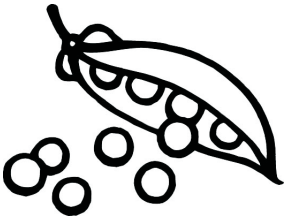



Memory

- Bilder 2x auf festes Papier oder Pappe kopieren (evt. vergrößern), ausschneiden
- Beim Memoryspiel nach den bekannten Regeln darauf achten, dass die Nomen immer mit Artikel genannt werden!







Obst und Gemüse


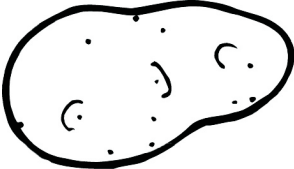


„b“

			
<input type="radio"/>	<input type="radio"/>	<input type="radio"/>	<input type="radio"/>
<input type="radio"/>	<input type="radio"/>	<input type="radio"/>	<input type="radio"/>
<input type="radio"/>	<input type="radio"/>	<input type="radio"/>	<input type="radio"/>

„n“



			
<input type="radio"/>	<input type="radio"/>	<input type="radio"/>	<input type="radio"/>
<input type="radio"/>	<input type="radio"/>	<input type="radio"/>	<input type="radio"/>
<input type="radio"/>	<input type="radio"/>	<input type="radio"/>	<input type="radio"/>

„t“

			
<input type="radio"/>	<input type="radio"/>	<input type="radio"/>	<input type="radio"/>
<input type="radio"/>	<input type="radio"/>	<input type="radio"/>	<input type="radio"/>
<input type="radio"/>	<input type="radio"/>	<input type="radio"/>	<input type="radio"/>

Verschiedene Obst- und Gemüsesorten werden nach dem Vorhandensein bestimmter Laute abgehört. Die Kinder sollen herausfinden, ob der gesuchte Laut vorne, in der Mitte oder am Ende des Wortes zu hören ist.

Das ist hart - Das ist weich

hart	weich
	

Die Kinder malen in jedes Feld, welches Obst oder Gemüse hart oder weich ist. Um die beiden Begriffe „hart“ und „weich“ zu erklären, ist es am besten, echte Beispiele zu zeigen.

Präpositionen

Male den Apfel unter dem Korb blau an.





Male den Apfel in dem Korb gelb an.

Male den Apfel vor dem Korb rot an.

Male den Apfel zwischen dem Baum und dem Korb blau und gelb an.

Male den Apfel auf dem Baum grün und rot an.

Male den Apfel über dem Baum orange an.



Präpositionen

An welcher Stelle befindet sich das Obst? Klebe oder male es an die richtigen Stelle.

Klebe/male die Birne unter den Korb.




Klebe/male den Apfel zwischen Korb und Baum.

Klebe/male die Zwetschke vor den Baum.

Klebe/male die Trauben in den Korb.

Klebe/male die Marille hinter den Baum.

Klebe/male die Kirsche unter den Baum.



Knoblauch

Karfiol

Mais

Kürbis

Tee

Orangensaft

Apfelsaft

Kakao

Kaffee

Eistee

Apfel

Saft

Mineralwasser

Broccoli

Fenchel

Kohlrabi

Aubergine

Kiwi

Zitrone

Radieschen

Gemüse

Wasser

Obst

Getränke

Gurke

Zwetschke

Traube

Ananas

Orange

Kirsche

Marille

Tomate

Zwiebel

Erbse

Bohne

Karotte

Kartoffel

Paprika

Milch

Erdbeere

Banane

Birne

Melone

